



LABELMILL


print+apply

LM3612

PRINT & APPLY AUTOMATIC LABEL APPLICATOR SYSTEM

The LabelMill 3612 print and apply label applicator makes capabilities standard that were once custom on label applicators. Additional I/O points allow for easy integration to scales, bar-code scanners, product diverters, automatic machines, conveyor lines, remote triggers, tamp synchronization, and indicator signals such as low label, broken web, batch done, and more. Selections of several standard features are easy to enter using the hand-held touch screen interface. The controller software is user friendly and password protected. Selectable features include batch counter, job storage, operational modes, trigger polarity, and printer status outputs. With more built-in features and capabilities than any other printer applicator on the market, the LM3612 sets a new standard in print and apply label applicators.

Print Speeds up to 16 Inches/Second
Thermal Transfer & Direct Thermal
Print Methods
12" Label Storage Spools
Heavy Duty Industrial Design
User Friendly Operating Software
Swing Away Applicator Assemblies
Batch Counters & Job Storage
Printer Status Outputs
Zebra, Sato, & Datamax Engines
Hand-Held Touch Screen Interface
Multiple System Width Options
Left & Right Hand Models
Smart Tamp & Pallet Applicators
Encoder & Conveyor Interface Ports



LabelMill

2416 Jackson Street

Savanna, IL 61074

800-273-4707

www.labelmill.com

info@labelmill.com





LABELMILL

print+apply

LM3612

PRINT & APPLY AUTOMATIC LABEL APPLICATOR SYSTEM

STANDARD APPLICATOR SPECIFICATIONS

PRINT SPEED / THROUGHPUT RATE

UP TO 16 INCHES/SECOND AND, DEPENDING ON LABEL SIZE, APPROXIMATELY 10-90 LABELS/MINUTE

INTERFACE SENSORS

PRODUCT SENSOR - PHOTOEYE / LIMIT SWITCH / PLC INPUT
AUXILIARY OUTPUT WITH CONNECTOR

LABEL PLACEMENT TOLERANCE

UP TO +/- 1/32" WHEN LABELS ARE PRODUCED TO SPECIFICATIONS & PRODUCT HANDLING IS CONTROLLED

ELECTRICAL INPUT

110VAC / 60HZ -- 5 AMPS

LABEL ROLL CAPACITY

12" MAX OUTSIDE DIAMETER, WOUND ON A 3" CORE. DIE-CUT WASTE REMOVED WITH A MINIMUM 1/8" SEPARATION BETWEEN LABELS IN RUNNING DIRECTION

AIR REQUIREMENTS

80 PSI / 3 CFM REQUIRED

ACCEPTABLE LABEL SIZES

MINIMUM 1.0" WIDE x 1/2" LONG
MAXIMUM 6.0" WIDE x 14" LONG (OPTIONAL SIZES AVAILABLE)

APPLICATION METHODS

TAMP, SMART-TAMP, FLAG, BLOW, ADJACENT PANEL, CORNER-WRAP, SWING TAMP, PALLET LABEL & CUSTOM APPLICATION MODULES

ENVIRONMENT

OPERATING 50-95 DEGREES F (10-35 DEGREES C)
15-85% RELATIVE HUMIDITY, NON-CONDENSING

GENERAL SIZE

28" WIDE x 26" DEEP x 26" HIGH

WEIGHT

70 LBS WITH U-ARM

OPTIONAL FEATURES

- SMART TAMP APPLICATOR MODULE
- HEAVY DUTY TAMP CYLINDERS
- CUSTOM TAMP STROKE LENGTHS
- CUSTOM APPLICATOR MODULES
- LEFT OR RIGHT HAND MODELS
- ALARM STACK / SYSTEM STATUS TOWER
- PRINT ENGINE WIDTHS UP TO 6.6"
- 203, 305, & 600 DPI PRINT QUALITY
- WIRELESS INTERFACE TO PRINT ENGINE
- CUSTOM PROGRAMMING
- CUSTOM CONFIGURATIONS



LabelMill


2416 Jackson Street

Savanna, IL 61074


800-273-4707

www.labelmill.com

-TOUCH SCREEN-




-TAMP MODULE-



-CORNER-WRAP-



-FLAG MODULE-



This datasheet is for informational purposes only. MM2 makes no warranties, expressed or implied in this summary. Specifications are subject to change without notice. LabelMill is a registered trademark of Mills Machine II, Inc. © 2021 MM2. All rights reserved.